

# ***The Commander***

## ***Potomac Chapter***

### ***Studebaker Drivers Club***



**Vol. 55, Issue Number 5 — October - November 2023 (CORRECTED)**



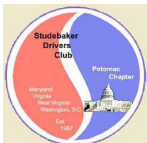
**Potomac Chapter members Ron Hoff, Frank Philippi, and Larry Pugh at Manitowoc enjoying the 2023 SDC International Meet. Member Skip Lackie was there, also, but Frank didn't get a photo of him.**

#### **IN THIS ISSUE**

Steering Column.....	2	2024 AOAI Int'l Meet.....	13
Chapter Officers.....	3	What Did You Do to Your Stude- baker???	14
Planned Activities.....	4	Birthdays.....	15
In Memory of Steve Newby.....	5	For Sale, Free, and Wanted.....	15
Rohr Car Show.....	6	Membership Application/Renewal.....	16
Tech Tips.....	7		
StudeGrip.....	8		
Fixing Door Remote.....	9-10		
Rockville Car Show.....	11-12		

#### **Next Meeting**

**TBD**



## Steering Column Steve White



I've been keeping my GT Hawk in the garage most of the time but continue to enjoy heading over to the Shady Grove Road Cruise-In on Sunday mornings. It's always fun to talk with other car guys. I miss seeing you and I hope that we can get together before the close of 2023.

Our chapter is a proud co-sponsor of the Rockville Antique and Classic Car Show and it is just around the corner: Saturday, October 14. I hope you are planning to attend. As I've mentioned before, Steve Walter and I are assisting with this year's show and I know at least one more of our members - Paul Bjarnason - will be there, too. I plan on taking as many photos as possible and I have a feeling that Ed Lemanski will be snapping quite a few, too.

I talked with Mike Farris not too long ago and he was working on our Christmas Holiday Party & Meeting. Let's see if we can have a good turnout for the end of the year.

As always, if you have a good idea for a 2024 event, please let our activities chairs know.

*Steve*



The Commander is the bi-monthly publication of the Potomac Chapter, Studebaker Drivers Club. Subscription is by membership to the Potomac Chapter at \$15.00 yearly (with emailed newsletter) or \$30.00 yearly (with mailed hard-copy newsletter). Canada/Mexico \$20.00 (with emailed newsletter), all other countries \$25.00. (with emailed newsletter). Direct all membership correspondence to the Membership Director. Direct all correspondence relating to The Commander to the Editor, who retains the right to edit or modify any contribution. Deadline date is the 15th of the month for the following month's issue. The Commander is also an internet publication.

The Potomac Chapter is an officially chartered chapter of the Studebaker Drivers Club, Inc.; its by-laws were approved, and charter granted by SDC in June 1967. Membership is recruited from the states of Maryland, West Virginia, (northern) Virginia, and Washington, DC. Those from other areas wishing to join the chapter are welcome.

## Potomac Chapter, Studebaker Drivers Club

The Potomac Chapter of the Studebaker Drivers Club, was chartered in April 1967. It encompasses the area of Virginia, Maryland, West Virginia, and the District of Columbia. Current membership approaches one hundred. Our members hail from as far away, as New Zealand, the states of Hawaii, Florida, New Jersey, and Pennsylvania. Our mission is well defined in our [Chapter Bylaws](#).

### Chapter Officers (2022-2023)



**President:**  
Steve White  
17801 Farley Farm Road  
Rockville, MD 20855- 1661  
301-977-2627  
[stevedk66@yahoo.com](mailto:stevedk66@yahoo.com)

**Secretary**  
Murray Welsh  
24121 Ridge Road  
Germantown, MD 20876  
301-253-3723  
[MRWL8AGN@aol.com](mailto:MRWL8AGN@aol.com)

**Historian**  
Ed Lemanski  
7875 Red Jacket Way  
Jessup, MD 20794  
301-776-9893  
[edwardle-manski@verizon.net](mailto:edwardle-manski@verizon.net)

**Vice President**  
Ron Hoff  
1005 Bedford Street  
Cumberland, MD 21502-1206  
301-724-1617 ; 301-784-9548 (C)

**Activities Co-Directors**  
Nadine Farris  
Marie Lemanski

**Web Master**  
Bob Johnstone  
12161 Holly Knoll Circle  
Great Falls, VA 22066  
703-450-0754  
[Rjohnstone@cox.net](mailto:Rjohnstone@cox.net)

**Treasurer**  
Dave Farris  
852 Baltimore Pike  
Gardners, PA 17324  
240-461-7676  
[david.farris@verizon.net](mailto:david.farris@verizon.net)

**Membership**  
Stephen Walter  
14916 Chestnut Ridge Court  
Gaithersburg, MD 20878  
[stephen.walter1@verizon.net](mailto:stephen.walter1@verizon.net)

**Newsletter Editor**  
Pete Rutledge  
5102 Cannon Bluff Dr.  
Woodbridge, VA 22192  
703-853-8209 (C)  
[pjrutledge3@verizon.net](mailto:pjrutledge3@verizon.net)

### MEMBERSHIP UPDATE & RENEWAL REMINDER (updated 11/23/22)

I know the years seem to just keep going faster and faster, but once again a new year is approaching. This means it is once again time to renew your annual membership for 2023. We had a good year in 2022 with several new members joining and a couple old/lapsed members rejoining. We currently have 47 active members, which is the first positive increase in several years. Great job to those out there that helped recruit these new members. But don't stop now, continue to promote our club when you are out and about. Our annual dues remain at a modest \$15 for an emailed newsletter or \$30 for a mailed newsletter. If you joined as a new member after July 1, 2022, no additional dues are needed until January 1, 2024. As usual you will find an application form on the last page of this issue of The Commander; carry one in your car/truck. Your car/truck is our best advertisement, I cannot drive anywhere these days without getting positive comments and questions. Please contact Membership Director Stephen Walter at [stephen.walter1@verizon.net](mailto:stephen.walter1@verizon.net) if you have any questions.

**POTOMAC CHAPTER, SDC**  
**2022-2023 Planned Activities**  
**(Updated 9/27/23)\***

Event (Location)	Date	Contact
Rockville Car Show (flyer on p. 10-11)	Oct 14, 2023, 11AM-3PM	Steve White, Murray Welsh
2023 Holiday Party and Meeting, Location TBD	Dec 9, 2023	Dave Farris
To Be Determined	2024	

\*NOTE: Members will be notified of any future updates separately by email and/or in the next newsletter.

\*\*\*NOTE: Annual Orphan Car Tour is TBD

AND FINALLY, PLEASE NOTE: If you would be willing to organize a cruise for the chapter, please advise Ron Hoff.

## Potomac Chapter Volunteer Needed ASAP

A volunteer is needed as soon as possible to assume the duties of **chapter secretary**. Please apply to our Chapter president, Steve White.



## In Memory of Steve Newby

From our chapter president Steve White:

*Below is a photo of Steve Newby. He was a connoisseur of classic cars and invited our chapter to tour his amazing collection. He joined our numbers when he restored a '63 Studebaker GT Hawk. He will be missed.*





## Edgar Rohr Memorial Car Meet Sep 16, 2023, in Manassas, VA By Paul Bjarnason

September 17, 2023, the Bull Run Region of the AACA held the 47<sup>th</sup> Edgar Rohr memorial car show. The weather was kind to us - as there was a breeze. The show included: All collector vehicles invited, including stock, modified, and trucks. Included was a "modern" class, which is the first show where I have seen such a class.

Over 50 awards were presented, plus Door Prizes and a Silent Auction. Participant Judging for Top 35 vehicles meant that a lot of trophies were given out. There was a 50/50 Charity Raffle by Cruisin-for-Heroes benefitting Fisher House. The Model T assembly/disassembly demonstration garnered a lot of interest.



Represented at the show were quite a few hot rods and restomods, not so many real antiques or even stock older cars from the 1950's, like my Studebaker. About six attended the show with me and several got trophies from my Model A Club.

My 1957 Golden Hawk was the only Studebaker at the show. She took first place in the Independent class. Overall, a good day.



As a side note, there's sock hop, Saturday, October 21, sponsored by the Freedom Museum in Manassas, which looks interesting for those of us still limber enough to dance.. Information may be found at "[freedommuseum.org](http://freedommuseum.org)".



## Tech Tip: An Appropriate Modern Oil Filter for Your Studebaker

STP oil filter number S25 fits the '63-64 Studebaker 289 and is commonly in stock at Auto-Zone at an attractive price. Considering Studebaker's association with Andy Granitelli and STP in the early to mid-sixties, what more appropriate modern oil filter could there be for your Studebaker? The can is blue and bears the familiar STP logo. While it's unlikely that anyone else will know that your Studebaker is using one of these filters, it might still make you feel good knowing that it's there. It does that for me. Pete R.



## Tech Tip by, and Thanks to John Crooks, Member, Kaw Valley Chapter Carburetor Float Bowl Plugs

With our Ethanol fuels the problem of the fuel evaporating in the float bowl resulting in slow starts is a well-known problem. On the Stromberg 2 BBL carburetors used on 259 and 289 Studebaker V/8 engines, fuel loss in the float bowl can also be caused by the two plugs leaking on the bottom of the float bowl. This can often go unnoticed as it leaks onto the intake manifold and evaporates. You can remove the carburetor and have it resealed. A simple fix is to clean the area where the plugs are located and use a gas tank repair epoxy to cover the plugs. J B Weld makes gas tank repair epoxy that works. Make sure it is suitable to stand up to gasoline. Note from Pete Yuen: Do not clean the carburetor bowl with lacquer thinner as it will destroy the coating that inhibits the gas from going through the porous "pot metal" known to some as pewter.

# HAVE YOU HEARD OF StudeGrip?

BY Diane Crooks

By 1963 Studebaker was well along in the process of transforming itself from a single product manufacturer of automobiles into a broadly-based diversified manufacturing company. This was accomplished through the purchase of small and medium sized manufacturers including companies like STP, Gravelly Tractors and many others. That pattern was broken when they made the decision to start a new business, manufacturing tungsten carbide tire studs under an exclusive U.S. license that had been purchased from Kovametilli of Finland in 1963. The new division, StudeGrip was formed in 1965. By 1966, the company had formally organized the Studegrip Tire Stud Division and had established itself as the largest maker of tire studs in the U. S..

Tire studs are metal spikes inserted into a car's tires by a special machine extending 1/16th" from the surface of the tire. Studded tires usually have about 100 studs tipped with tungsten carbide which contact the road as the tire rotates.

Following the merger in 1966 with the Worthington Corporation StudeGrip was merged into the Big Four Industries, a division purchase in August 1966 that had been a part of Worthington Corporation (five months after Studebaker assembled their last car in Hamilton). It was well known for producing tire changers, hydraulic jacks and similar automotive and tire repair tools. Big Four used a pneumatic gun to insert StudeGrip studs in tires for anti-skid protection in snow and ice conditions. Several things happened after 1966. First state road crews noticed that the studs were capable of chewing holes in the road as well as gripping ice. Several northern states outlawed their use entirely. Thirty three states imposed seasonal limitations on their use. Most important, tire manufacturers introduced the all season tire. Between this and highway maintenance improving, providing better plowing and salting to reduce the amount of ice on the roads combined to reduce the market for tire studs.

When Big Four was sold in 1969, the tire studding business went with it, ending another chapter in the long history of Studebaker.

Information and photo from Internet sources.





## My CASO way to fix a broken door remote.

By Jack Gregory


Sooooo.... When I went to put the door remotes back in my 60 Lark, I found out that the driver's side door remote return spring was broken. This is indeed an inconvenience as it then relies on me, the operator, to make sure the door handle gets manually returned every time you open the door; for me this is a safety issue as it could lead to my being unintentionally ejected from the driver seat from time to time if I forgot to do this.

No problem, I give my trusty Studebaker Parts dealer a call and ask if they have one of those spring thingy's that return the latch to where it is supposed to be...nope. Okay, do you have a driver's side remote?... Nope, they haven't been in stock for years, but we do have lots of passenger side remotes! Okay I say, send me two of those, I need a new passenger side one anyway and I can always turn the other one upside down and use it on the driver's side.

When the parts finally came, I rapidly realized that this solution was a stupid idea as you can't just turn a passenger side one upside down and expect it to work on the driver's side. HOWEVER, after close inspection I find I now have the part I need to fix the driver's side remote. Here are the steps I took to fix it:




First, use a prying device to open this baby up




Dismantle the thing a find the broken spring.

Second, do the same thing to the new part you paid big bucks for from the supplier and harvest a good spring.




The only difference is the mechanism, not the spring




Mark to way it goes back together with a sharpie!!

The Award-winning Hamilton Chapter SDC newsletter, "The Bullet-Tin", is published bi-monthly to inform and serve its members. Permission is given to reprint articles from this newsletter as long as credit is given to the author and the Bullet Tin.

## My CASO way to fix a broken door remote (cont 'd )



Put the spring back together




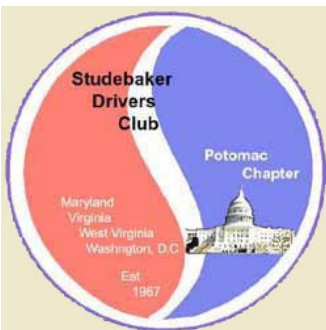
Re-assemble the remote and hit the tabs with the welder, just to make sure!

The only thing I would do differently is to paint that spring bright orange before attempting to re-assemble the mechanism, this makes it far easier to find after it launches itself off the far side of your messy shop a few times.

Good luck


## 2023 SDC Newsletter Award for The Commander

Over the years, your chapter newsletter, *The Commander*, has received numerous awards from the SDC and this year is no exception. The award shown here was presented at the recent SDC Int'l Meet in Manitowoc, WI. Potomac Chapter member Ron Hoff was kind enough to hand-deliver the award to your editor (and received a garage tour at the same time) upon his return from the Int'l Meet (thank you, Ron).





SHOW CAR  
REGISTRATION FORM



# Rockville Antique & Classic Car Show

**Saturday, Oct. 14, 2023 • 11 a.m. to 3:30 p.m.**  
**Glenview Mansion at Rockville Civic Center Park**

**603 Edmonston Drive, Rockville, MD 20851**

*Rain or Shine*

(In case of inclement weather, visit [www.rockvillemd.gov/carshow](http://www.rockvillemd.gov/carshow))

## Schedule of Events

**8:30 a.m.** ..... Entry gate opens to show cars, flea market and car sales  
**11 a.m.** ..... All cars on the field; registration table and gates closed  
**11 a.m.** ..... Field opens to spectators – FREE ADMISSION  
**11:30 a.m.** ..... Band performance  
**2:45 p.m.** ..... Mayor and Council Award presentation  
**3:30 p.m.** ..... Show closes

See reverse side for registration form, directions and general information.  
Keep this information for reference. It will not be sent out again. Detach and send in the form (on the back) with check.

## The Rockville Antique & Classic Car Show is under the auspices of:

National Capital Region AACA  
Mid-Atlantic Packards, A Region of the Packard Club  
Potomac Region Cadillac & LaSalle Club  
Nation's Capital Chapter Model T Ford Club International  
Potomac Chapter Classic Thunderbird Club  
Chesapeake Bay Chapter Hudson-Essex-Terraplane Club  
Potomac Chapter, The Studebaker Drivers Club, Inc.  
George Washington Chapter Model A Ford Club of America  
Mid-Atlantic Thunderbird Club  
Washington Area Chapter (Group Corvair) Corvair Society of America  
National Capital Region Mustang Club  
Chrysler Product Owners Club, Inc.  
Early Ford V-8 Club of America, National Capital Regional Group  
Chesapeake Region Rolls Royce Owners Club  
Capitol City Rockets, Oldsmobile Club of America  
Sugarloaf Mountain Region AACA

Metro Area Chapter Buick Club of America  
Mid-Maryland Ford Club  
Nation's Capital Jaguar Owners Club  
Lincoln and Mercury Friends  
The National Capital Fiat Club  
Mid-Atlantic Region Ferrari Club of America  
Capital Chapter Alfa Romeo Owners Club  
Pontiac Early Times Chapter Club  
Potomac 356 Owners Group  
Pontiac-Oakland Club International, Inc., National Capital Area Chapter  
Greater Washington Area Mercedes Club of America  
Lotus, Ltd., D.C. Chapter  
MG Car Club, Washington D.C. Centre  
National Capital Chapter BMWCCA  
Mid-Atlantic Plymouth Club  
National Corvette Restorers Society–Mid-Atlantic Chapter  
Capital Triumph Register

Sponsored by the City of Rockville and the Rockville Antique and Classic Car Show Committee.  
This is a City of Rockville Recreation and Parks Department Special Events production.



[www.rockvillemd.gov/carshow](http://www.rockvillemd.gov/carshow) • 240-314-8620

## IMPORTANT INFORMATION – Please Read

### General information, eligibility and policy:

- All registration fees are nonrefundable.
- The 2023 Rockville Antique and Classic Car Show will be preregistration **only** for show, sale cars and flea market spaces. There will be **no day-of-show registration** at the 2023 show. If you plan to participate you must preregister.
- The 2023 Rockville Antique and Classic Car Show is open to all motor vehicles up to and including the 1998 model year.
- No replicas, hot rods, custom/modified cars or any other inauthentic or altered vehicles will be admitted to the display field.
- Vehicles will not be judged. However, all vehicles admitted to the field must be in a condition of preservation or restoration that would not reflect discredit on the show or hobby. The Car Show Committee reserves the right to register and permit only those vehicles so described. All show vehicles are subject to final inspection and acceptance.
- All preregistered vehicle applications received by Sept. 11 and owners will be listed in the 2023 car show program.
- Vehicle entry gates close at 11 a.m. **sharp**. No latecomers will be allowed on the show field.
- All registered vehicles must arrive on the field by 11 a.m. to receive a solid brass, etched dash plaque awards.
- Registration tickets will not be mailed to registrants. Tickets will be distributed onsite the day of the show.
- Registration does not guarantee a reserved place at the show. The first-come, first-served rule applies.
- Please observe AACA safety standards. You are required to have a fire extinguisher and wheel chock for your vehicle.
- All participating vehicle owners and vendors are requested to remain for the entire length of the show.
- Car sales will not be permitted on the display field.
- Show cars must be driven onto the field. Trailers will not be allowed on the field. Off-field trailer parking will be available.
- Sponsoring clubs may award prizes to their participating members.
- The show takes place on the Rockville Civic Center grounds. The field is grassy and hilly.
- Accessible parking for spectators is available.
- No canopies or pop-up tents are permitted on the display field.



----- Detach and send in the form with check. -----

I need a modification because of a disability: (please check one) ☐ YES ☐ NO  
If YES, a Recreation and Parks staff member will contact you before this event.

## 2023 ROCKVILLE ANTIQUE & CLASSIC CAR SHOW REGISTRATION FORM

The 2023 Rockville Antique and Classic Car Show will be preregistration **only** for show, sale cars and flea market spaces.

There will be **no day-of-show registration** at the 2023 show. If you plan to participate you must preregister.

Name \_\_\_\_\_ Phone \_\_\_\_\_ Email \_\_\_\_\_

Address \_\_\_\_\_ City \_\_\_\_\_ State \_\_\_\_\_ ZIP \_\_\_\_\_

Car Club Affiliations (if any): \_\_\_\_\_

**Show Car Registration:** \$10 per car on or before Sept. 11 and \$20 after Sept. 11 (1931 and older vehicles register for **free**).  
Registration will begin on Saturday, July 1 and will end at 5 p.m. on Wednesday, Oct. 11 **or before** if registration reaches capacity.

YEAR \_\_\_\_\_ MAKE \_\_\_\_\_ MODEL \_\_\_\_\_

YEAR \_\_\_\_\_ MAKE \_\_\_\_\_ MODEL \_\_\_\_\_

YEAR \_\_\_\_\_ MAKE \_\_\_\_\_ MODEL \_\_\_\_\_

YEAR \_\_\_\_\_ MAKE \_\_\_\_\_ MODEL \_\_\_\_\_

YEAR \_\_\_\_\_ MAKE \_\_\_\_\_ MODEL \_\_\_\_\_

I am bringing my vehicle(s) in a trailer: ☐ YES ☐ NO

**ALL REGISTRATION FEES ARE NONREFUNDABLE.** Please fill out the applicable portion of this form, make checks payable to City of Rockville, and mail to Rockville City Hall, Events Specialist, 111 Maryland Ave., Rockville, MD 20850





Get ready, Get set..Go!..mark your 2024 calendars now!

## AOAI returns to Metro Detroit

# The Motor City

...1995: last in The Motor City

- **What:** Avanti Owners Association International's Annual Convention
- **Who:** All with interest in classic cars, having fun, making friends & having a plain ol' good time



- **Where:** Embassy Suites Detroit-Livonia
- **When:** September 17-20, 2024
  - Special: Media Day on September 21
- **Why:** Avanti Owners want you (!) to see and know about Avanti and us !

### Contact Co-Chairs

Harvey Snitzer: 734.634.2285

[hjs66@yahoo.com](mailto:hjs66@yahoo.com)

Bill Krueger: 248.348.1768

[wckrueger@yahoo.com](mailto:wckrueger@yahoo.com)

## What Did You Do to Your Studebaker?

### Pete Rutledge — '64 Studebaker Avanti R2

I've begun another adventure on my Avanti. About 50 years ago, the wife of the original owner of my car was driving it on a highway on or off-ramp and ran into the back of the car in front of her. It damaged the body at the right front of the car. Without complaint, her husband had the damage fixed at the local body shop. The repair work remained hidden under paint until earlier this year when I had the paint removed. The repair work was pretty crude—mostly done by slathering on the body filler—in some places an inch thick. The rest of the car is undamaged and I want all of the car to be that way, so I was determined to replace the damaged/repaired panels with good fiberglass.

One day when hunting for replacement body panels on the SDC Forum, a nice fellow from Pittsburgh, PA, offered me an NOS panel that went from the inner edge of the left headlight all the way to the right parking light; he said he would give it to me for free if I came to pick it up. Well, that was one rewarding day trip for Jan and I when we drove from Woodbridge, VA, to Pittsburgh to pick up the panel. Next, I contacted Jon Meyer for the remaining panels. I got a new right headlight bucket and the front two feet of the right front fender (cut from a donor car in Jon's salvage yard) from Jon. Now I am carefully cutting away the damaged panels. Each cut is preceded by study, measurements, and comparison of the old panels to the new panels. One must take note of how the panels fit together. Where two panels come together, they generally overlap and are then glued and filled. When cutting the panels apart, you don't want to accidentally

cut panels that are not being replaced. The old adage of "measure twice and cut once" certainly applies in principle here. Below is what the front end looks like now—it's a little hard to tell it's an Avanti. I hope to show you a prettier picture in the near future.



## October-November Birthdays\*

# HAPPY BIRTHDAY TO ALL!!!!

Tom Powers — Oct 1  
Heather Christense — Oct 3  
Diane Greenlee — Oct 5  
Craig Comontofski — Oct 11  
Murray Welsh — Oct 22  
Anne Bradel — Oct 25  
Frank Philippi — Oct 29

John Sartorius — Nov 2  
Larry Merhaut — Nov 5  
Edward Coffin — Nov 17  
Larry Koenig — Nov 18  
Terry Kraus — Nov 19  
Jenny Long — Nov 27

**\*Please Note:** If we fail to list your birthday, it may be because we don't have your birth date in our membership database. If you would like to see your birthday listed in the future, please let Stephen Walter know just the month and day of your birth date.

## FOR SALE, FREE, and WANTED

None this time. Send any ads for future issues to your newsletter editor.

# 2023

## Potomac Chapter SDC

### Membership Application or Renewal

Please complete this form and mail a check, payable to POTOMAC CHAPTER SDC.

- ☐ \$15.00 Electronic email copy of Commander newsletter
- ☐ \$30.00 Mailed hardcopy of Commander newsletter

Send the completed form and check to:

Stephen Walter (For questions email: [stephen.walter1@verizon.net](mailto:stephen.walter1@verizon.net))  
14916 Chestnut Ridge Court  
Gaithersburg, MD 20878

**Yearly dues apply from Jan 1<sup>st</sup> to Dec 31<sup>st</sup> of each year**

- ☐ I am a member of SDC International. ☐ I am joining SDC International at this time.

National Membership # \_\_\_\_\_

*Upon receipt of your national Membership #,  
please send the membership # to  
the address or email above.*

This is a ☐ **NEW Application** ☐ **Renewal/Update**

Name: \_\_\_\_\_ Phone: \_\_\_\_\_

Address: \_\_\_\_\_ Cell: \_\_\_\_\_

City/ST/Zip: \_\_\_\_\_ Spouse Cell: \_\_\_\_\_

E-Mail: \_\_\_\_\_

Birthday: \_\_\_\_ Month \_\_\_\_ Day Spouse: \_\_\_\_ Month \_\_\_\_ Day

I own the following Studebakers (including Rockne, Erskine, EMF, Avanti)

Year	Make	Model	Body Style
_____	_____	_____	_____
_____	_____	_____	_____
_____	_____	_____	_____
_____	_____	_____	_____
_____	_____	_____	_____

**YOU MUST BE A MEMBER OF NATIONAL SDC IN ORDER TO JOIN ANY SDC CHAPTER**